



N Male Connector Clamp/Solder (Captive Contact) Attachment For RG213, RG214, RG8, RG9, RG11, RG225, RG393

TECHNICAL DATA SHEET

PE4132

N Male Connector Clamp/Solder (Captive Contact) Attachment For RG213, RG214, RG8, RG9, RG11, RG225, RG393

Configuration

Connector	N Male
Connector Specification	MIL-STD-348A
Connector Interface Type	RG213, RG214, RG8, RG9, RG11, RG225, RG393
Cable Attachment Method (Shield/Contact)	Clamp/Solder (Captive Contact)
Body Style	Straight

Electrical Specifications

Frequency Range, GHz	DC to 11
Impedance, Ohms	50
Maximum VSWR	1.3:1
Maximum Operating Voltage, Volts	1,000
Dielectric Withstanding Voltage, Vrms	2,500

Mechanical Specifications

Temperature

Operating Range, deg C	-65 to +165
------------------------	-------------

Size

Length, in [mm]	1.51 [38.35]
Width/Dia., in [mm]	0.827 [21]
Weight, lbs [g]	0.123 [55.79]

Connector

Type	N Male
Contact Material and Plating	Brass, Gold
Contact Plating Specification	30µ in. minimum
Body Material and Plating	Brass, Nickel
Body Plating Specification	100µ in. minimum
Dielectric Type	Teflon

Compliance Certifications (visit www.Pasternack.com for current document)

RoHS Compliant	Yes
----------------	-----

Plotted and Other Data

Notes: Values at 25 °C, sea level

URL: <http://www.pasternack.com/n-male-standard-rg213-rg214-rg8-rg9-rg11-rg225-rg393-connector-pe4132-p.aspx>

N Male Connector Clamp/Solder (Captive Contact) Attachment For RG213, RG214, RG8, RG9, RG11, RG225, RG393 from Pasternack Enterprises has same day shipment for domestic and International orders. We maintain 99% availability of the

Click the following link (or enter part number in "SEARCH" on website) to obtain additional part information including price, inventory and certifications: [N Male Connector Clamp/Solder \(Captive Contact\) Attachment For RG213, RG214, RG8, RG9, RG11, RG225, RG393 PE4132](http://www.pasternack.com/n-male-standard-rg213-rg214-rg8-rg9-rg11-rg225-rg393-connector-pe4132-p.aspx)

The information contained in this document is accurate to the best of our knowledge and representative of the part described herein. It may be necessary to make modifications to the part and/or the documentation of the part, in order to implement improvements. Pasternack reserves the right to make such changes as required. Unless otherwise stated, all specifications are nominal.



N Male Connector Clamp/Solder (Captive Contact) Attachment
For RG213, RG214, RG8, RG9, RG11, RG225, RG393



TECHNICAL DATA SHEET

PE4132

industry's broadest selection of RF, microwave and fiber optic products.



The information contained in this document is accurate to the best of our knowledge and representative of the part described herein. It may be necessary to make modifications to the part and/or the documentation of the part, in order to implement improvements. Pasternack reserves the right to make such changes as required. Unless otherwise stated, all specifications are nominal.

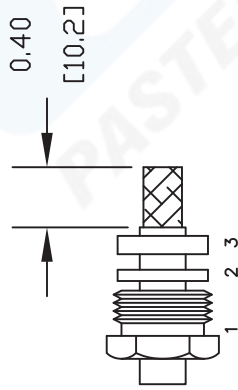


PE4132 CAD Drawing

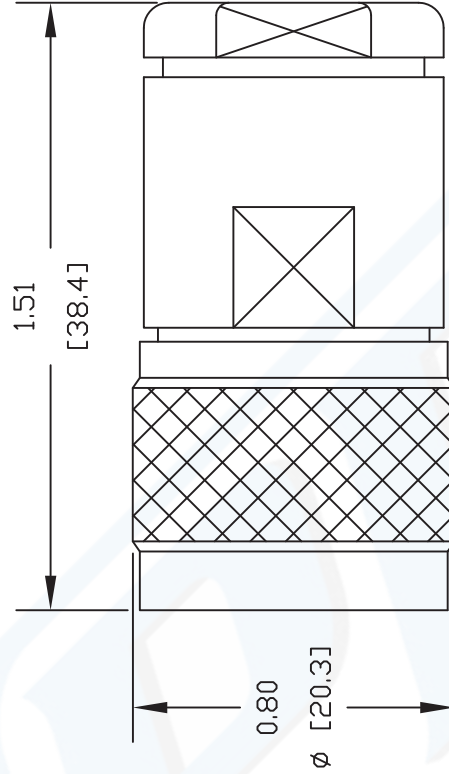
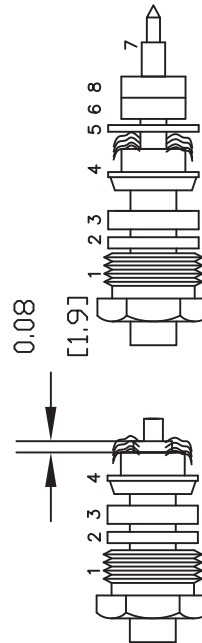
N Male Connector Clamp/Solder (Captive Contact) Attachment
For RG213, RG214, RG8, RG9, RG11, RG225, RG393

ASSEMBLY PROCEDURES

1. SLIDE CLAMP NUT (1), WASHER (2) & GASKET (3) OVER CABLE. STRIP CABLE AS SHOWN. DO NOT NICK BRAID WHILE CUTTING JACKET. TAPER END OF BRAID TO PERMIT ASSEMBLY OF BRAID CLAMP (4). SLIDE BRAID CLAMP (4) OVER BRAID & SEAT AGAINST JACKET.



2. FORM BRAID OVER CLAMP NUT (4). TRIM BRAID FLUSH WITH SHOULDER. CUT DIELECTRIC & CENTER CONDUCTOR TO DIMENSION SHOWN. SLIDE WASHER (5) INSULATOR (6) OVER CABLE. SOLDER CONTACT (7) TO CENTER CONDUCTOR. SLIDE FRONT INSULATOR (8) OVER CONTACT. INSERT CABLE ASSEMBLY INTO BODY & TIGHTEN.



DWG TITLE

PE4132

NOTES:
1. UNLESS OTHERWISE SPECIFIED ALL DIMENSIONS ARE NOMINAL.
2. ALL SPECIFICATIONS ARE SUBJECT TO CHANGE WITHOUT NOTICE AT ANY TIME.
3. DIMENSIONS ARE IN INCHES [mm].
4. FITS MIL-C-17 AND EQUIVALENT CABLES.

PE PASTERNAK®
Pasternack Enterprises, Inc.
P.O. Box 16759 | Irvine | CA | 92623
Phone: (949) 261-1920 | Fax: (949) 261-7451
Website: www.pasternack.com | E-Mail: sales@pasternack.com

REV. - FSCM NO. 53919

CAD FILE 122704

SCALE N/A

SIZE A

127