

SS-ZLPI-1KVA-Z

INTEGRADOR SOLAR

1 Integrador Solar de 1KVA con 3 paneles solares MC4

Conectores para rápido conexión entre Paneles

6 paneles solares de 270W Policristalino

Batería incorporada del gel de 2 PC 12V 100AH,

Inversor incorporado de 1KW 120v / 60HZ.

Soporta red / generador como entrada de bypass para Carga,
gestión inteligente de la batería y temperatura.

Función de compensación,

salida de salida de una sola fase,

potencia de salida de frecuencia: 1KW, IP20

proceso de instalación Plug & Play,

Con puerto de carga 2x5Vdc USB. 12VD

Panel, conveniente para una rápida recarga y más eficiente.





ZLPI Integrated Solar Sysmtem (1-3KVA)

1000-3000 W



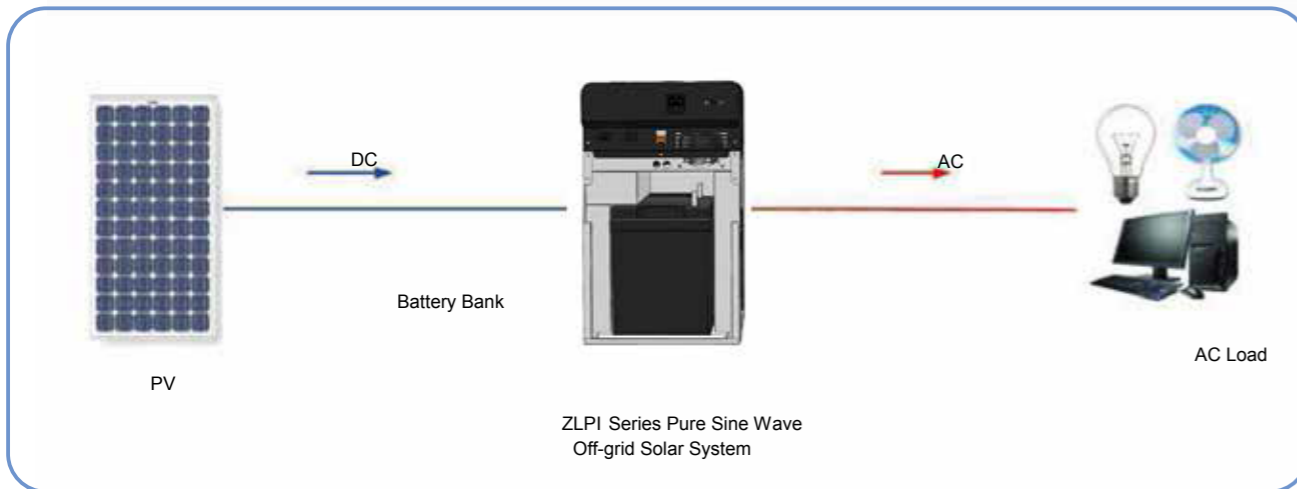
ZLPI 1KLS / 2KLS / 3KLS

Features

- MPPT controller,PV input range 15-85Vdc
- Integrated design with controller, inverter and battery box
- With isolation transformer, pure sine wave AC output
- Easy installation, plug-and-play
- Intelligent battery management, support bypass input
- Multiple protections: DC & AC over voltage, over current, over temperature, short circuit etc
- LCD smart display
- Reliable power supply, safety performance

Description

ZLPI series pure sine wave off-grid solar system integrates MPPT controller, inverter and battery box together, easy installation and useful. The system inverts DC to AC and directly supplies for terminal load, solving the basic problem of electricity. Mostly applied for places without electricity or certain applications e.g. residential power supply, field work, travel sites, night market stalls, etc.



Technical data

Model	ZLPI 1KLS	ZLPI 2KLS	ZLPI 3KLS
Solar Controller			
Max. PV input power (W)	240	480	1440
PV input voltage range (VDC)	15-85		
Max. charge current (A)	20		30
Inverter			
Rated Power (VA)	1000	2000	3000
Output voltage (Vac)	110/220/230/240±3%		
Output frequency (Hz)	50/60±3%		
Output wave type	Pure sine wave		
THDI	<5% (linear load)		
Power factor	0.7		
Under voltage protection value (VDC)	10.8	21.6	43.2
Crest factor	3		
Over load capacity	100~125% 10min; 125~150% 1min; 150~200% 10s		
Battery			
Battery type	Lead-acid battery		
Battery capacity	1*100AH/12V	2*100AH/12V	4*100AH/12V
Battery rated voltage (VDC)	12	24	48
Battery floating charge voltage (VDC)	14	28	56
System			
Display	LCD+LED		
Display content	PV indicator, battery capacity, AC voltage, load percentage		
Inverter protection	AC over voltage, AC short circuit, DC over voltage, DC under voltage, over temperature, etc		
Cooling method	Air cooling		
Communication interface	RS232 (optional)		
Operating temperature range (°C)	-20~+50 (>50°C derating)		
Relative humidity in operation	0~95% (non-condensing)		
Storage temperature range (°C)	-25~+70		
Max. operating altitude	3000 (>3000m derating)		
Noise emission [dB (A)]	<55 (at 1 meter)		
Efficiency	>85%		
Ingress Protection rating	IP20		
Dimension(W*H*D mm)			
Weight [with battery (kg)]	45	56	87

Data may change without any notice.





Jinko
Building Your Trust in 2009

Jinko Solar Co., Ltd
 NO.1 Jinko Road Shengren Economic Development Zone
 Jiangxi Province 334100 China
www.jinkosolar.com

PHOTOVOLTAIC MODULE

Solar Module Type : JKM270PP-60

Maximum Power	(P _{max})	270W
Power Tolerance		0~+3%
Maximum Power Voltage	(V _{mp})	31.86V
Maximum Power Current	(I _{mp})	8.58A
Open Circuit Voltage	(V _{oc})	37.93V
Short Circuit Current	(I _{sc})	9.03A
Nominal Operating Cell Temp	(NOCT)	45±2°C
Maximum System Voltage		1000VDC
Maximum Series Fuse Rating		15A
Operating Temperature		-40°C~+85°C
Application Class		A
Fire Class		C
Weight		18.5(kg)
Dimension		1650x992x40(mm)
STC: 1000W/m ² AM1.5, 25°C		



WARNING

ONLY qualified personnel should install or perform maintenance work on these modules

BE AWARE of dangerous high DC voltage when connecting modules

DO NOT damage or scratch the rear surface of the module





www.tuv.com
ID 000000000







V9

Eagle 60P-V 270-290 Watt POLY CRYSTALLINE MODULE

Positive power tolerance of 0~+3%

ISO9001:2008、ISO14001:2004、OHSAS18001
certified factory.
IEC61215、IEC61730 certified products.

(Made in China)



(5BB)



KEY FEATURES



System Voltage:

The maximum voltage is promoted to 1500V and the module strings are extended by 50% which reduces the overall system BOS.



5 Busbar Solar Cell:

5 busbar solar cell adopts new technology to improve the efficiency of modules, offers a better aesthetic appearance, making it perfect for rooftop installation.



High Power Output:

Polycrystalline 60-cell module achieves a power output up to 290Wp.



PID RESISTANT:

Eagle modules pass PID test, limited power degradation by PID test is guaranteed for mass production.



Low-light Performance:

Advanced glass and surface texturing allow for excellent performance in low-light environments.



Severe Weather Resilience:

Certified to withstand: wind load (2400 Pascal) and snow load (5400 Pascal).



Durability against extreme environmental conditions:

High salt mist and ammonia resistance certified by TUV NORD.



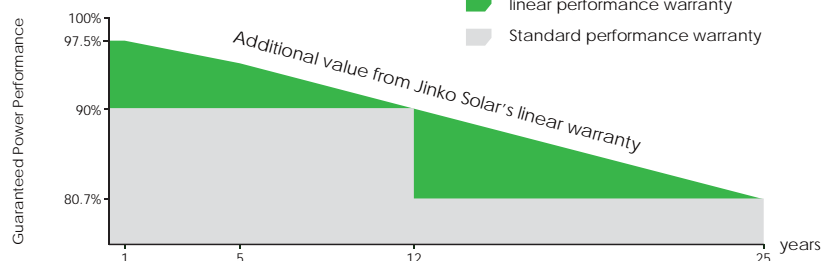
Temperature Coefficient:

Improved temperature coefficient decreases power loss during high temperatures.

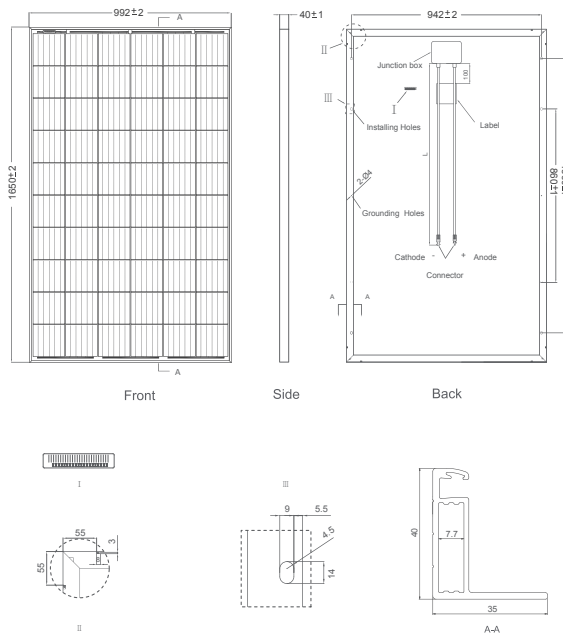


LINEAR PERFORMANCE WARRANTY

10 Year Product Warranty • 25 Year Linear Power Warranty



Engineering Drawings



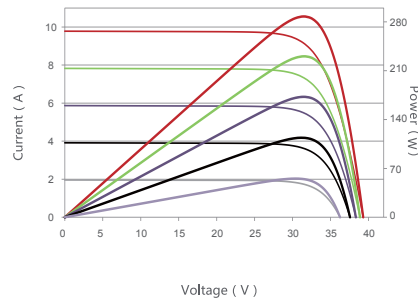
Packaging Configuration

(Two pallets=One stack)

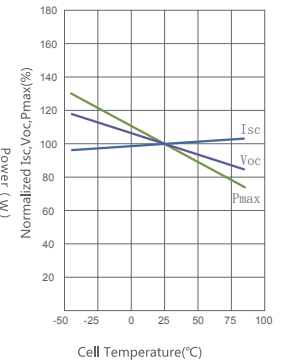
26pcs/pallet, 52pcs/stack, 728pcs/40'HQ Container

Electrical Performance & Temperature Dependence

Current-Voltage & Power-Voltage Curves (285W)



Temperature Dependence of Isc, Voc, Pmax



Mechanical Characteristics

Cell Type	Poly-crystalline 156×156mm (6 inch)
No. of cells	60 (6×10)
Dimensions	1650×992×40mm (65.00×39.05×1.57 inch)
Weight	19.0 kg (41.9 lbs)
Front Glass	3.2mm, Anti-Reflection Coating, High Transmission, Low Iron, Tempered Glass
Frame	Anodized Aluminium Alloy
Junction Box	IP67 Rated
Output Cables	TÜV 1×4.0mm ² , Length: 900mm or Customized Length
Connector	JK03M; Jinko PV Material


SPECIFICATIONS

Module Type	JKM270PP-60-V		JKM275PP-60-V		JKM280PP-60-V		JKM285PP-60-V		JKM290PP-60-V	
	STC	NOCT	STC	NOCT	STC	NOCT	STC	NOCT	STC	NOCT
Maximum Power (Pmax)	270Wp	202Wp	275Wp	205Wp	280Wp	209Wp	285Wp	213Wp	290Wp	217Wp
Maximum Power Voltage (Vmp)	31.7V	29.0V	32.0V	29.3V	32.3V	29.6V	32.5V	29.9V	32.8V	30.2V
Maximum Power Current (Imp)	8.52A	6.97A	8.61A	7.00A	8.69A	7.06A	8.77A	7.12A	8.85A	7.19A
Open-circuit Voltage (Voc)	38.4V	35.6V	38.7V	35.9V	39.0V	36.1V	39.3V	36.4V	39.6V	36.7V
Short-circuit Current (Isc)	9.27A	7.35A	9.38A	7.37A	9.50A	7.42A	9.78A	7.47A	9.85A	7.53A
Module Efficiency STC (%)	16.50%		16.80%		17.11%		17.41%		17.72%	
Operating Temperature(°C)	-40°C~+85°C									
Maximum system voltage	1500VDC (IEC)									
Maximum series fuse rating	20A									
Power tolerance	0~+3%									
Temperature coefficients of Pmax	-0.38%/°C									
Temperature coefficients of Voc	-0.31%/°C									
Temperature coefficients of Isc	0.06%/°C									
Nominal operating cell temperature (NOCT)	45±2°C									

STC: ☀ Irradiance 1000W/m² 📏 Cell Temperature 25°C ☁ AM=1.5

NOCT: ☀ Irradiance 800W/m² 📏 Ambient Temperature 20°C ☁ AM=1.5 🌀 Wind Speed 1m/s

* Power measurement tolerance: ± 3%



Ground Aluminum Mounting System

Product Features

❖ Fast Installation

Pre-assembly design, reduce site installation time with high efficiency.

❖ Eco-friendly Aluminum Material

All of the aluminum steel could be recycled, no waste produced.

❖ Excellent Quality

High quality ,AL 6005-T5 and SUS-304 are adopted as the main material.

❖ Wide Range of Application

Applicable to complex terrain and all type of modules.

Installation site	Open Ground
Installation angle	On requirement
Module arrangement	Portrait or landscape
Module specification	Frame/ frameless Crystalline/ thin film
Module size	On requirement
Material	Anodized aluminum
Installation height	On requirement
Windproof	60m/s
Snow load	1.4KN/m2
Warranty time	10 years
International standard	ISO9001、CE

Bracket Foundation

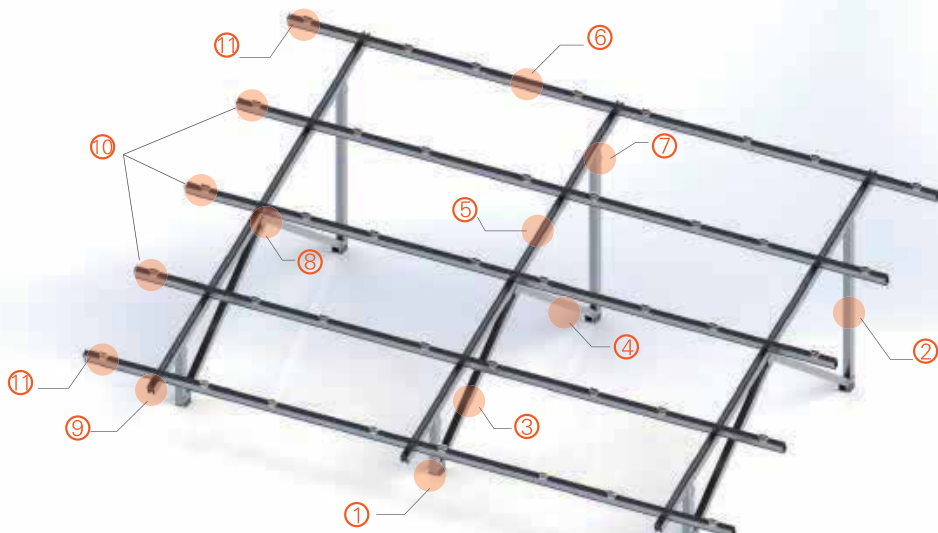


Concrete foundation



Screw pile

Components



① Front Column	② Rear Column	③ Front Diagonal Bracing	④ Rear Diagonal Bracing
⑤ Beam	⑥ Rail	⑦ Connection	⑧ Connection
⑨ Connection	⑩ Mid Clamp	⑪ End Clamp	


Components



Column
 Cross Profile: 70*70mm
 Material: AL6005-T5
 Thickness of anodized films: $\geq 12\mu\text{m}$



Rail
 Cross Profile 90*60mm
 Material: AL6005-T5
 Thickness of anodized films: $\geq 12\mu\text{m}$



Beam
 Section: 80*70mm
 Material: AL6005-T5
 Thickness of anodized films: $\geq 12\mu\text{m}$

Type



W-Type



N-Type



A-Type



Enhanced Type